

Abacus®

Leaders in lighting

ABACUS REF : RU10_02 e
RUGBY CLASS II
MATCH STANDARD

FLOODLIGHTING EQUIPMENT
 4x18m MASTS(M1-M4)
 EACH CARRYING THE FOLLOWING FLOODLIGHTS:-
 M1-M4.....4 x AL5760/2KW - NARROW BEAM
1 x AL5760/2KW - MEDIUM BEAM

LAMPS (CHOICE OF)
 PHILIPS - MHN-LA 2KW 400V/842(220000 INITIAL Lm.).
 OSRAM - HQI-TS2000WDL(225000 INITIAL Lm.).
 VENTURE - MH-TS2000W/L/K12/4K(240000 INITIAL Lm.).

ILLUMINANCE LEVELS
A) INITIAL(100 HRS)
 E.i.ave=302 LUX.

B) MAINTAINED(4000 HRS)
 E.m.ave=233 LUX.



UNIFORMITY
 Emin/Eave=0.61
 Emin/Emax=0.34

MAXIMUM GLARE RATING(GR)=52

GRID VALUES IN LUX(INITIAL).
 GRID INTERVAL=5m.
CONTOUR VALUES IN LUX(INITIAL).
 CONTOURS:5,10,25,50 LUX.
 VERTICAL ILLUMINANCE CALCULATED AT +3.0m A.G.L.

MAINTENANCE FACTOR=0.80
BASED UPON:-
 DIRT DEPRECIATION FACTOR=7%
 CLEANING INTERVAL=12 MONTHS.
 LOCATION=MEDIUM POLLUTION.
 LAMP LUMEN DEPRECIATION=14%

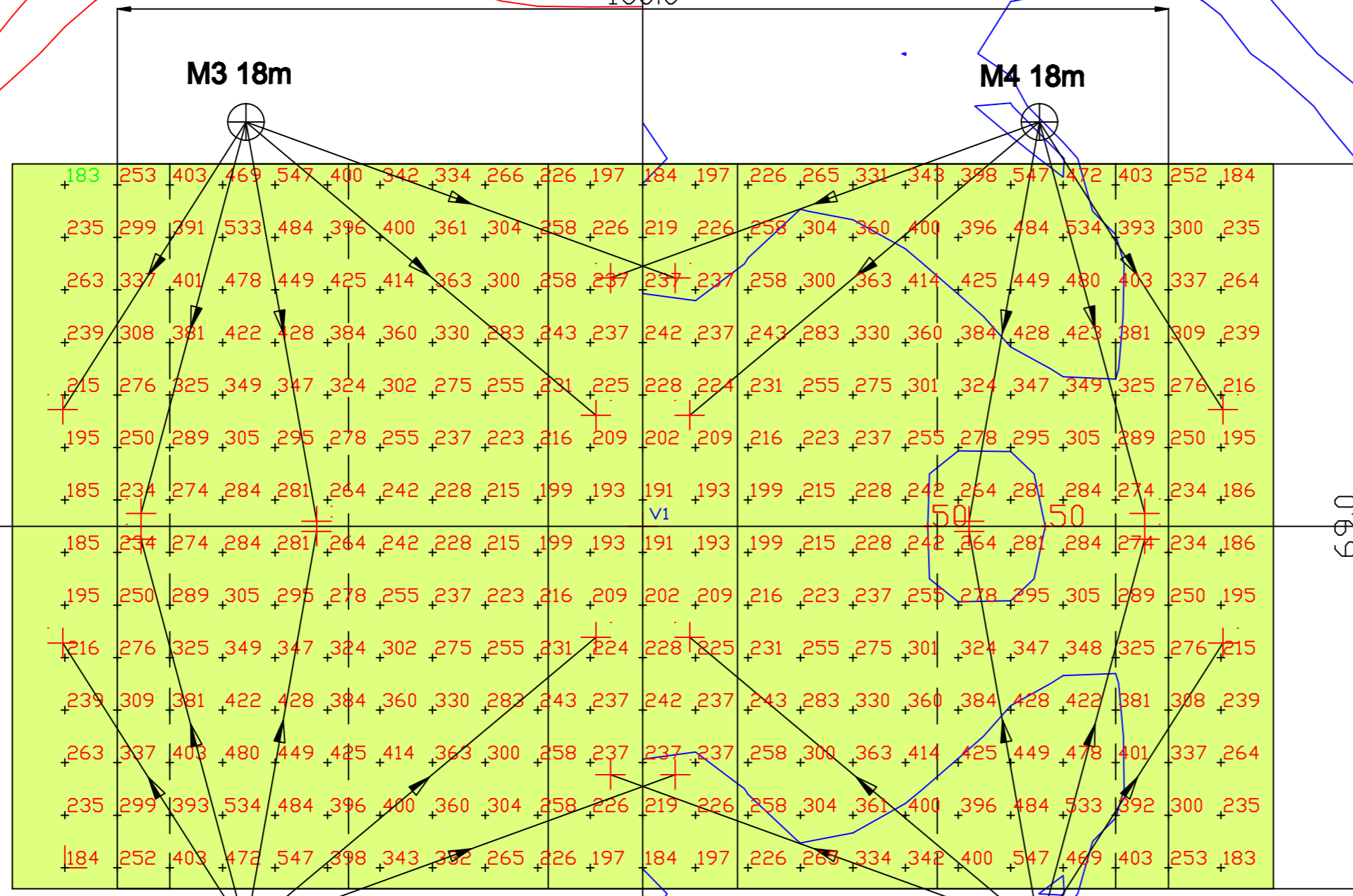
NOTE
 THE DESIGN CALCULATIONS ARE BASED UPON PHILIPS LAMPS, THE MAINTAINED ILLUMINANCE LEVEL WILL VARY DEPENDING ON FINAL LAMP CHOICE.



HORIZONTAL OVERSPILL ←

→ VERTICAL OVERSPILL

5 10 25 50 50 25 10 5



Flexible Solutions
 Abacus base hinged masts offer the facility to upgrade this system in the future.

www.abacuslighting.com

All illuminance values are the result of computer calculations, based upon precisely positioned luminaires in a fixed relationship to each other and to the area under examination. In practice the values may vary due to tolerances on luminaires, luminaire positioning, reflection properties and electrical supply.